



MINISTERIO DE EDUCACIÓN, FORMACIÓN PROFESIONAL Y DEPORTES

SECRETARÍA DE ESTADO DE EDUCACIÓN

DIRECCIÓN GENERAL DE EVALUACIÓN Y COOPERACIÓN TERRITORIAL

**inee**

Instituto Nacional de Evaluación Educativa



País		CC. AA.		N	Centro			Grupo		Alumno/a	

# EVALUACIÓN DE DIAGNÓSTICO

## 4.º EP

Prueba de competencias específicas de Lengua Extranjera: **Inglés**

**Comprensión oral y escrita**

CURSO 2025-2026



## INSTRUCCIONES

En esta prueba contestarás preguntas sobre diferentes situaciones.

- Lee con calma cada enunciado.
- Hay cuatro opciones de respuesta, pero solo una es correcta.
- Rodea con un círculo la letra de la opción correcta.
- Si no sabes una respuesta, pasa a la siguiente y vuelve a ella si te queda tiempo.

**How many months are there in a year? Choose the right answer.**

- A. 2 months
- B. 17 months
- C. 12 months
- D. 11 months

Si cambias tu respuesta, tacha con una X la primera y rodea la nueva.

Ejemplo: primero se eligió la respuesta A y luego la C.

**How many months are there in a year? Choose the right answer.**

- A. 2 months
- B. 17 months
- C. 12 months
- D. 11 months

En algunas preguntas tendrás que marcar la respuesta correcta.

**Read the sentences. Mark "T" for *True* or "F" for *False*.**

	True	False
A year has 12 months	X	
A year has 17 months		X

Si cambias tu respuesta, tacha la opción que ya no quieras y marca con una X la nueva casilla.

En la segunda frase primero se eligió «*Verdadero*» y luego se cambió a «*Falso*».

Read the sentences. Mark “T” for *True* or “F” for *False*.

	True	False
A year has 12 months	X	
A year has 17 months	<del>X</del>	X

En algunas ocasiones tendrás que completar frases:

Read the text. Fill in the blanks with the correct words.

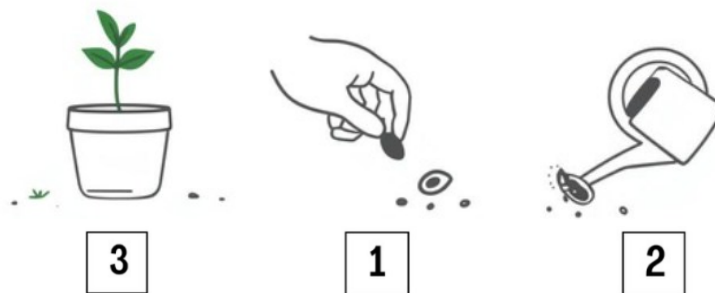
We are at \_\_\_\_\_ school \_\_\_\_\_.

Snow is \_\_\_\_\_ white \_\_\_\_\_.

white                      school

Por último, en algunas preguntas deberás numerar imágenes:

Number the pictures in the correct order.



**¡NO PASES LA PÁGINA HASTA QUE SE TE INDIQUE!**

# Making home-made lasagna



Lee (2 minutos)	Escucha (Primera vez)	Contesta (2 minutos)	Escucha (Segunda vez)	Repasa
--------------------	--------------------------	-------------------------	--------------------------	--------

D4PI2501CO01

1. You are listening to a...

- A. story
- B. poem
- C. shopping list
- D. set of instructions

D4PI2501CO02

2. What ingredients does she need to make lasagna?

A. Pasta, meat, onions, garlic, tomatoes and cheese



B. Ricotta cheese, mozzarella and parmesan



C. Pasta, fish, onions, garlic and cheese



D. Tomato sauce and cheese



D4PI2501CO03

- 3. What does she mean by “*cheap ingredients*”?**
- A. They are difficult to find
  - B. You can grow them yourself
  - C. You need a lot of money to buy them
  - D. You don't need a lot of money to buy them

D4PI2501CO04

- 4. You need paper towel to...**
- A. dry the pasta
  - B. bake the lasagna
  - C. clean the kitchen
  - D. prepare the layer of cheese

D4PI2501CO05

- 5. The girl is giving her presentation...**
- A. to talk about her favourite food
  - B. because the teacher asked her to
  - C. to teach people how to make lasagna
  - D. because she wants to show people her photos

D4PI2501CO06

- 6. The speaker lets the lasagna cool down before eating because...**
- A. she wants to add more ingredients
  - B. the cheese is not ready before it cools down
  - C. the lasagna continues cooking outside the oven
  - D. it is very hot and could burn you if you eat it immediately

D4PIZ501CO07

## 7. Choose the correct order:

**A.**

1: Boil the pasta



2: Make the layer of cheese



3: Prepare the meat sauce



4: Layer the lasagna



**B.**

1: Layer the lasagna



2: Prepare the meat sauce



3: Boil the pasta



4: Make the cheese layer



**C.**

1: Prepare the meat sauce



2: Boil the pasta



3: Make the cheese layer



4: Layer the lasagna



**D.**

1: Prepare the meat sauce



2: Layer the lasagna



3: Boil the pasta



4: Make the cheese layer



# At the park



Lee (2 minutos)	Escucha (Primera vez)	Contesta (2 minutos)	Escucha (Segunda vez)	Repasa
--------------------	--------------------------	-------------------------	--------------------------	--------

**8.** Dylan goes to the park on Saturdays...

- A. at night
- B. in the evening
- C. in the morning
- D. in the afternoon

**9.** What do they do at the park? Tick “Dylan” or “Julia”.



Dylan

Julia

Brings a sandwich to share	<input type="checkbox"/>	<input type="checkbox"/>
Always brings her yellow ball	<input type="checkbox"/>	<input type="checkbox"/>
Goes to the park at ten o'clock	<input type="checkbox"/>	<input type="checkbox"/>

**10.** Number the events (1-4) in the order you hear them:

 <input style="width: 40px; height: 30px;" type="text"/>	 <input style="width: 40px; height: 30px;" type="text"/>	 <input style="width: 40px; height: 30px;" type="text"/>	 <input style="width: 40px; height: 30px;" type="text"/>
A. They share snacks	B. They go home tired but happy	C. They play football and run races	D. They ask new children to play

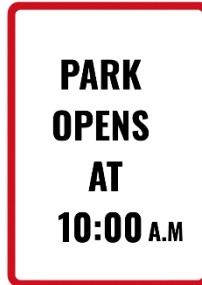
D4PIZ502CO14

11. Which sign could you find at the park?

A.



B.



C.



D.



D4PIZ502CO15

12. Why does Dylan feel happy at the end of Saturday?

- A. Because he stays home all day
- B. Because he goes to the park alone
- C. Because he does homework in the afternoon
- D. Because he spends time outside with his friends

D4PIZ502CO16

13. Dylan says: *"I feel tired but happy"*. What does *"tired but happy"* mean?

- A. He doesn't like the park
- B. He is angry with his friends
- C. He plays a lot and feels good
- D. He wants to stay longer in the park

D4PIZ502CO17

14. Dylan says, *"Do you want to play with us?"* because...

- A. he only plays with Julia
- B. children can't share games in the park
- C. children are friendly and include others
- D. children don't like to play with new friends

D4PI2502CO18

## 15. Which is a good title for this text?

- A. Fun in the park
- B. A day at the beach
- C. A summer adventure
- D. A trip with my family

D4PI2502CO19

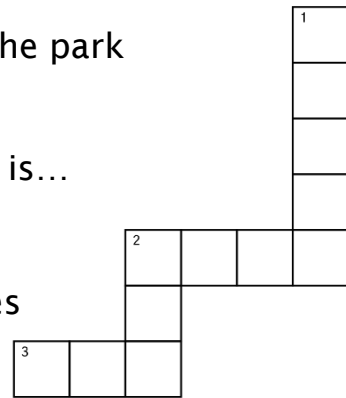
## 16. Find the word and complete the crossword.

### Down ↓

- 1. Dylan usually eats this fruit at the park at twelve o'clock
- 2. The park is not small. The park is...


### Across →

- 2. Dylan and his friends sometimes ride this at the park
- 3. Some children play with this animal in the park on Saturdays




# Breaking news


Read the text carefully and answer the questions.



## Rats are learnign to drive cars!


Scientists are teaching rats to drive tiny cars in labs! Dr. Kelly Lambert from the University of Richmond says that rats can learn to drive. Also, they seem to really enjoy it!





Dr. Lambert's study is about how rats learn new things and how their brains change. Some rats are placed in a fun space with toys and friends, while other rats are in a quiet, boring place.

The rats in the fun space learn to drive faster because they have more things to do. Dr. Lambert says that when rats have interesting things around them, their brains grow stronger and they learn better.







D4PIZ501CE01

**17.** What is the main idea in the text?

- A. Rats like playing with other friends
- B. Rats learn to drive because cars are tiny
- C. Rats learn better when they're in quiet places
- D. Rats' brains change when they learn new things

D4PIZ501CE02

**18.** Dr. Lambert's study takes place in a...

<p><b>A. Zoo</b></p> 	<p><b>B. Science museum</b></p> 
<p><b>C. Laboratory</b></p> 	<p><b>D. Park</b></p> 

D4PIZ501CE03

**19.** Another word for "tiny" is...

- A. fun
- B. small
- C. mouse
- D. dangerous

D4PI2501CE04

## 20. Scientists are...

- A. teaching rats to drive big cars
- B. helping rats learn something new
- C. making rats stop playing with cars
- D. showing that rats don't like learning

D4PI2501CE05





## 21. Rats in a fun space learn to drive faster because they...

- A. enjoy driving cars
- B. are more concentrated
- C. have more things to do
- D. practice driving every day

D4PI2501CE06

## 22. What happens to the rats? Write the number.

They have nothing to do	
They're in a quiet, boring place	
They have interesting things around	
They're in a fun space with toys and friends	

<p>1. Their brains get stronger</p> 	<p>2. Rats learn faster</p> 
<p>3. Rats don't learn well</p> 	<p>4. Rats learn slower</p> 

D4PI2501CE07

23. What does “*breaking news*” mean?

- A. a fun story about animals
- B. news that is connected to science
- C. news that is connected to animals
- D. news that is happening right now

D4PI2501CE08

24. Read the sentences. Mark “T” for 😊 *True* or “F” for 😞 *False*.

	T	F
Rats drive bikes in the city		
Scientists in Spain conducted this study		
Dr. Lambert works at a university in Richmond		
The study helps scientists learn more about how rats’ brains work		

## Saving the ocean with Toby

Read the text carefully and answer the questions.



Hi! My name is Toby,  
and I'm a sea turtle who lives in the  
big, beautiful ocean. I love swimming  
through the waves, playing with fish,  
and eating yummy jellyfish.

But today something scary happens. I see something floating in the water. It looks just like a jellyfish! I swim closer and try to eat it.



Suddenly... Oh, no! It's not a jellyfish! It's a plastic bag!  
It gets stuck in my mouth and wraps around my flipper. I can't swim properly!  
Luckily, some kind people find me and help me.

I still see plastic floating in the water everyday. Plastic can hurt sea turtles, dolphins, fish, and even birds. Can you help me? Here are some ideas to keep the ocean clean:



Use reusable water bottles



Bring your own bag when you go shopping



Pick up trash if you see it.



Recycle plastics

D4PIZ502CE01

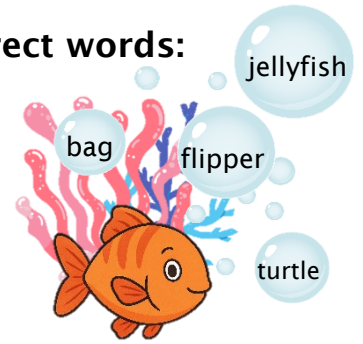
25. What is the main idea in the text?

- A. Sea turtles like to eat jellyfish
- B. Plastic bags can be found in the ocean
- C. Sea turtles live in the ocean with many fish
- D. Humans should use less plastic to protect sea life

D4PIZ502CE02

26. Read the text. Fill in the blanks with the correct words:

- A. The bag gets stuck on his \_\_\_\_\_.
- B. It is not food - it is a plastic \_\_\_\_\_!
- C. Toby is a sea \_\_\_\_\_ in the ocean.
- D. One day, he sees something that looks like a \_\_\_\_\_.



D4PIZ502CE03

27. Why is Toby scared when he gets trapped in the plastic bag?

- A. The plastic bag smells bad
- B. He can't swim well and gets stuck
- C. The plastic bag is too big to swallow
- D. He's afraid of getting caught by humans

D4PIZ502CE04

28. Which idea from Toby's story is real?

- A. Turtles only eat plastic bags
- B. Plastic never goes into the sea
- C. Sea turtles can talk to children
- D. Plastic in the ocean can hurt animals





D4PIZ502CE05

29. The word "*reusable*" means something...

- A. made of plastic
- B. that breaks easily
- C. you can use it many times
- D. used only once and thrown away

D4PI2502CE06

**30.** Look at the pictures. Which body part had a problem because of the plastic bag?

- A.  tail
- B.  shell
- C.  head
- D.  flipper

D4PI2502CE07

**31.** “Saving the ocean with Toby” is a good title because it...

- A. talks about how Toby learns to swim faster
- B. describes how Toby goes on a fun adventure
- C. focuses on Toby finding a treasure in the ocean
- D. shows how Toby helps us take care of the environment

D4PI2502CE08

**32.** Read the sentences. Mark “T” for 😊 *True* or “F” for 😞 *False*.

	T	F
Toby likes playing with jellyfish		
Toby’s friends help him with the plastic bag		
Today, a plastic bag gets stuck in Toby’s shell		
Reusable shopping bags will keep the ocean clean		



MINISTERIO  
DE EDUCACIÓN, FORMACIÓN PROFESIONAL  
Y DEPORTES

SECRETARÍA DE ESTADO  
DE EDUCACIÓN  
DIRECCIÓN GENERAL DE EVALUACIÓN  
Y COOPERACIÓN TERRITORIAL

**inee** Instituto Nacional  
de Evaluación  
Educativa



País		CC. AA.		N	Centro			Grupo		Alumno/a	

# EVALUACIÓN DE DIAGNÓSTICO

## 4.º EP

Prueba de competencias específicas de  
Lengua Extranjera: **Inglés**









**Expresión escrita**

CURSO 2025-2026



## INSTRUCCIONES

En esta actividad vas a escribir un texto. Lee y sigue estas indicaciones:

-  **Piensa primero** qué quieres escribir y haz un borrador.
-  **No repitas** siempre las mismas palabras.
-  **Usa conectores** para unir ideas: *and, so, because, but*.
-  **Ordena las ideas** si hace falta: *First, Then, Later*.
-  **Pon bien los signos:** punto, coma y párrafo.
-  **Elige palabras** adecuadas para la tarea.
-  **Revisa la ortografía** antes de entregar.
-  **Escribe con letra clara** y cuida la presentación: sin borrones y con márgenes.

Si necesitas corregir algo, sigue estos pasos:

**Tacha** lo que quieres quitar y **escribe arriba** (claro y limpio) lo que añades.

*My favourite fruit is pineapple.*



*Melon*

My favourite fruit is (~~pineapple~~).

**Pasa a la página siguiente.**



## Introducing yourself by email

Look at this email from André:



País		CC. AA.		N	Centro			Grupo		Alumno/a	

Write a similar email to André to introduce yourself. Think about these questions:

What's your name? How old are you? Where do you live? What languages do you speak and study? What are your hobbies? Do you have a pet? Do you have any brothers and sisters?

Write between 8 - 10 lines.

D4PI2501EE01	
0-1-2-9	
D4PI2501EE02	
0-1-2-9	
D4PI2501EE03	
0-1-2-9	
D4PI2501EE04	
0-1-2-9	
D4PI2501EE05	
0-1-2-9	
D4PI2501EE06	
0-1-2-9	
D4PI2501EE07	
0-1-2-9	
D4PI2501EE08	
0-1-2-9	
D4PI2501EE09	
0-1-2-9	