

# TERTIARY EDUCATION




## Entry into tertiary education

Among first-time entrants to tertiary education:

**17%** enter a short-cycle programme



**76%** enter at the bachelor's level

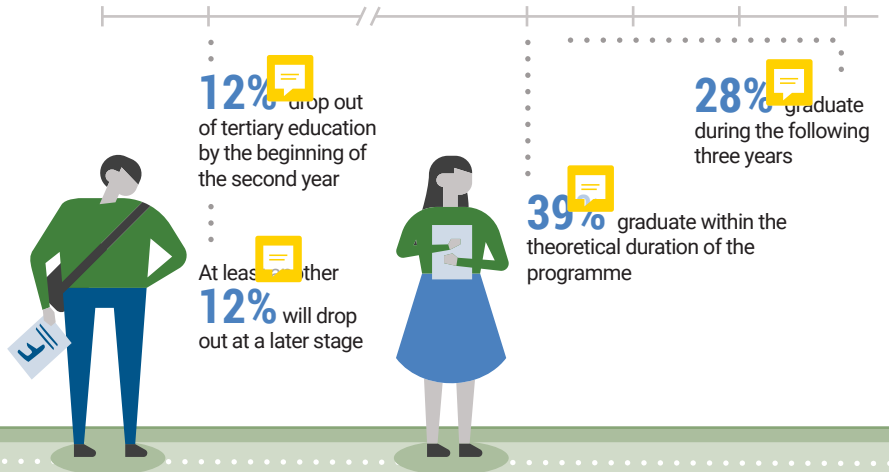


**7%** enter at the master's level



## Among bachelor's-degree students:

Timeline through bachelor's degree (years)



## Sectors in high demand may struggle to find the skills they need

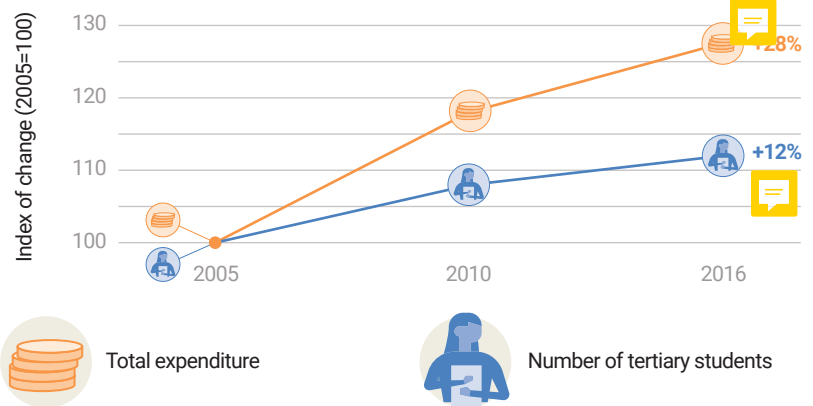


Only **14%** of graduates earned a degree in engineering, manufacturing and construction



Only **4%** of graduates earned a degree in information and communication technologies

## Increased funding has sustained the expansion of tertiary education



## The benefits of tertiary education



### higher employment

**85%** of tertiary-educated adults are employed

**76%** of those with only upper secondary education are employed



### higher earnings

earnings premium compared to adults with upper secondary education

**38%** 25-34 year-olds earn 38% more

**70%** 45-54 year-olds earn 70% more



### more resilience to long-term unemployment

% long-term unemployed, among unemployed adults, by educational attainment

Tertiary: **29%**

Upper secondary: **36%**

# PRIMARY AND SECONDARY EDUCATION



## Educational attainment



### Upper secondary qualification

In 2018, **15%** of 15-34 year-olds did not have an upper secondary education

Graduation rate from upper secondary increased from:



**81%** in 2005 to

**86%** in 2017

**40%** of first-time upper secondary graduates earned a vocational qualification in 2017



### More students attain tertiary education after upper secondary than a decade ago

25-34 year-olds with tertiary education:

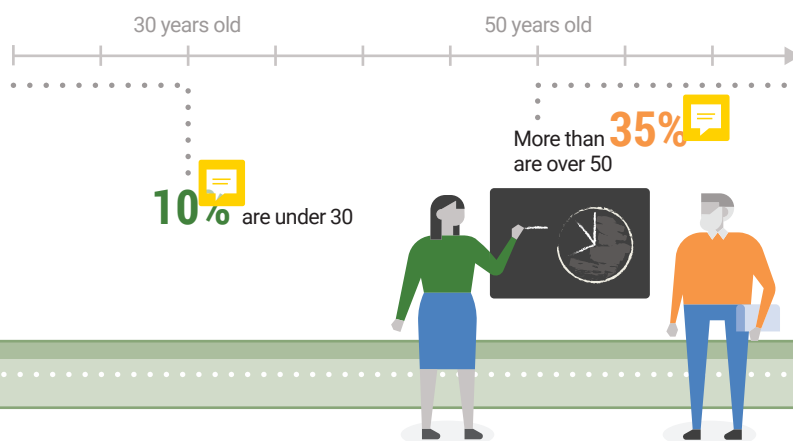


**44%** in 2018

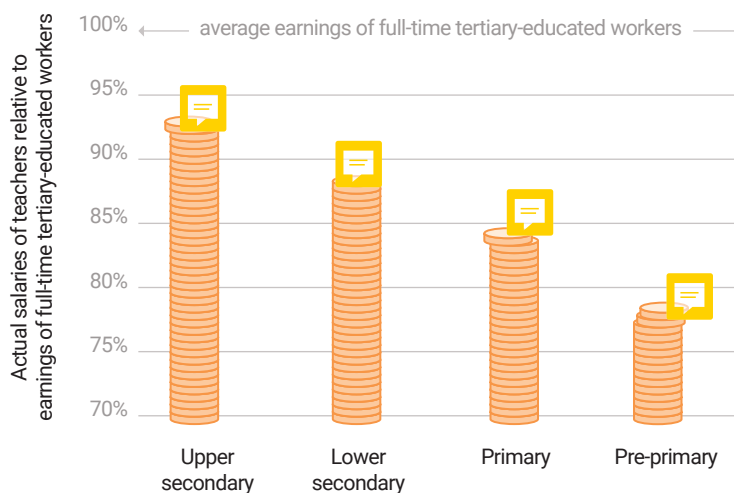
**35%** in 2008

## The teaching profession is ageing

Primary and secondary teachers' age:



## Teachers earn less than other tertiary-educated workers



## Increased spending

### Public expenditure

on primary, secondary and post-secondary institutions, between 2005 and 2016:



### Higher costs are driven by

(Lower secondary, 2005-2017)

Higher statutory salaries:



Smaller class size:

